

**SAMPLE NAME: Gummies - Mixed Berry 1500mg & 200mg**

Infused, Solid Edible

**CULTIVATOR / MANUFACTURER**

**Business Name:**

**License Number:**

**Address:**

**DISTRIBUTOR / TESTED FOR**

**Business Name: CBDFX**

**License Number:**

**Address: 19851 Nordhoff Pl, #105  
Chatsworth CA 91311**



**SAMPLE DETAIL**

**Batch Number:** PV030820213-60 & PV030820213-8

**Sample ID:** 210414S005

**Date Collected:** 04/14/2021

**Date Received:** 04/14/2021

**Batch Size:**

**Sample Size:** 1.0 units

**Unit Mass:** 3.754 grams per Unit

**Serving Size:**



Scan QR code to verify authenticity of results.

**CANNABINOID ANALYSIS - SUMMARY**

**Total THC: Not Detected**

**Total CBD: 24.664 mg/unit**

**Sum of Cannabinoids: 24.979 mg/unit**

**Total Cannabinoids: 24.979 mg/unit**

Total THC/CBD is calculated using the following formulas to take into account the loss of a carboxyl group during the decarboxylation step:  
 Total THC =  $\Delta 9\text{THC} + (\text{THCa} \cdot 0.877)$   
 Total CBD =  $\text{CBD} + (\text{CBDa} \cdot 0.877)$   
 Sum of Cannabinoids =  $\Delta 9\text{THC} + \text{THCa} + \text{CBD} + \text{CBDa} + \text{CBG} + \text{CBGa} + \text{THCV} + \text{THCVa} + \text{CBC} + \text{CBCa} + \text{CBDV} + \text{CBDVa} + \Delta 8\text{THC} + \text{CBL} + \text{CBN}$   
 Total Cannabinoids =  $(\Delta 9\text{THC} + 0.877 \cdot \text{THCa}) + (\text{CBD} + 0.877 \cdot \text{CBDa}) + (\text{CBG} + 0.877 \cdot \text{CBGa}) + (\text{THCV} + 0.877 \cdot \text{THCVa}) + (\text{CBC} + 0.877 \cdot \text{CBCa}) + (\text{CBDV} + 0.877 \cdot \text{CBDVa}) + \Delta 8\text{THC} + \text{CBL} + \text{CBN}$

**Moisture: NT**

**Density: NT**

**Viscosity: NT**

**SAFETY ANALYSIS - SUMMARY**

**$\Delta 9\text{THC}$  per Unit: ✔ PASS**

**Foreign Material: NT**

**Water Activity: NT**

**Vitamin E: NT**

**Pesticides: ✔ PASS**

**Mycotoxins: NT**

**Residual Solvents: ✔ PASS**

**Heavy Metals: ✔ PASS**

**Microbiology (PCR): NT**


**Microbiology (Plating): NT**


For quality assurance purposes. Not a Pre-Harvest Hemp Lab Test Report. These results relate only to the sample included on this report. This report shall not be reproduced, except in full, without written approval of the laboratory.

**Sample Certification:** California Code of Regulations Title 16 Effect Date January 16, 2019. Authority: Section 26013, Business and Professions Code. Reference: Sections 26100, 26104 and 26110, Business and Professions Code.

**Decision Rule:** Statements of conformity (e.g. Pass/Fail) to specifications are made in this report without taking measurement uncertainty into account. Where statements of conformity are made in this report, the following decision rules are applied: PASS - Results within limits/specifications, FAIL - Results exceed limits/specifications.

**References:** limit of detection (LOD), limit of quantification (LOQ), not detected (ND), not tested (NT)

  
 LQC verified by: Josh Antunovich  
 Date: 04/28/2021

  
 Approved by: Josh Wurzer, President  
 Date: 04/28/2021



CANNABINOID TEST RESULTS - 04/17/2021

Tested by high-performance liquid chromatography with diode-array detection (HPLC-DAD).

Method: QSP 1157 - Analysis of Cannabinoids by HPLC-DAD

**TOTAL THC: Not Detected**

Total THC ( $\Delta 9$ THC+0.877\*THCa)

**TOTAL CBD: 24.664 mg/unit**

Total CBD (CBD+0.877\*CBDA)

**TOTAL CANNABINOIDS: 24.979 mg/unit**

Total Cannabinoids (Total THC) + (Total CBD) + (Total CBG) + (Total THCV) + (Total CBC) + (Total CBDV) +  $\Delta 8$ THC + CBL + CBN

**TOTAL CBG: 0.255 mg/unit**

Total CBG (CBG+0.877\*CBGa)

**TOTAL THCV: ND**

Total THCV (THCV+0.877\*THCVa)

**TOTAL CBC: ND**

Total CBC (CBC+0.877\*CBCa)

**TOTAL CBDV: 0.060 mg/unit**

Total CBDV (CBDV+0.877\*CBDVa)

COMPOUND	LOD/LOQ (mg/g)	MEASUREMENT UNCERTAINTY (mg/g)	RESULT (mg/g)	RESULT (%)
CBD	0.004 / 0.011	±0.3147	6.570	0.6570
CBG	0.002 / 0.006	±0.0042	0.068	0.0068
CBDV	0.002 / 0.012	±0.0008	0.016	0.0016
$\Delta 9$ THC	0.002 / 0.014	N/A	ND	ND
$\Delta 8$ THC	0.01 / 0.02	N/A	ND	ND
THCa	0.001 / 0.005	N/A	ND	ND
THCV	0.002 / 0.012	N/A	ND	ND
THCVa	0.002 / 0.019	N/A	ND	ND
CBDA	0.001 / 0.026	N/A	ND	ND
CBDVa	0.001 / 0.018	N/A	ND	ND
CBGa	0.002 / 0.007	N/A	ND	ND
CBL	0.003 / 0.010	N/A	ND	ND
CBN	0.001 / 0.007	N/A	ND	ND
CBC	0.003 / 0.010	N/A	ND	ND
CBCa	0.001 / 0.015	N/A	ND	ND
<b>SUM OF CANNABINOIDS</b>			<b>6.654 mg/g</b>	<b>0.6654%</b>

Unit Mass: 3.754 grams per Unit

$\Delta 9$ THC per Unit	112 per-package limit	ND	PASS
Total THC per Unit		ND	
CBD per Unit		24.664 mg/unit	
Total CBD per Unit		24.664 mg/unit	
Sum of Cannabinoids per Unit		24.979 mg/unit	
Total Cannabinoids per Unit		24.979 mg/unit	

MOISTURE TEST RESULT

Not Tested

DENSITY TEST RESULT

Not Tested

VISCOSITY TEST RESULT

Not Tested



 **Pesticide Analysis**

**CATEGORY 1 PESTICIDE TEST RESULTS - 04/16/2021**  **PASS**

COMPOUND	LOD/LOQ (µg/g)	ACTION LIMIT (µg/g)	MEASUREMENT UNCERTAINTY (µg/g)	RESULT (µg/g)	RESULT
Chlorpyrifos	0.02 / 0.06	≥ LOD	N/A	ND	PASS

**CATEGORY 2 PESTICIDE TEST RESULTS - 04/16/2021**  **PASS**

Abamectin	0.03 / 0.10	0.3	N/A	ND	PASS
Azoxystrobin	0.01 / 0.04	40	N/A	ND	PASS
Bifenazate	0.01 / 0.02	5	N/A	ND	PASS
Bifenthrin	0.01 / 0.02	0.5	N/A	ND	PASS
Boscalid	0.02 / 0.06	10	N/A	ND	PASS
Cypermethrin	0.1 / 0.3	1	N/A	ND	PASS
Etoxazole	0.010 / 0.028	1.5	N/A	ND	PASS
Hexythiazox	0.01 / 0.04	2	N/A	ND	PASS
Imidacloprid	0.01 / 0.04	3	N/A	ND	PASS
Malathion	0.02 / 0.05	5	N/A	ND	PASS
Myclobutanil	0.03 / 0.1	9	N/A	ND	PASS
Permethrin	0.03 / 0.09	20	N/A	ND	PASS
Piperonylbutoxide	0.003 / 0.009	8	N/A	ND	PASS
Propiconazole	0.01 / 0.03	20	N/A	ND	PASS
Spiromesifen	0.02 / 0.05	12	N/A	ND	PASS
Tebuconazole	0.02 / 0.07	2	N/A	ND	PASS
Trifloxystrobin	0.01 / 0.03	30	N/A	ND	PASS

**CATEGORY 1 AND 2 PESTICIDES**

Pesticide and plant growth regulator analysis utilizing high-performance liquid chromatography-mass spectrometry (HPLC-MS) or gas chromatography-mass spectrometry (GC-MS). \*GC-MS utilized where indicated.

**Method:** QSP 1212 - Analysis of Pesticides and Mycotoxins by LC-MS or QSP 1213 - Analysis of Pesticides by GC-MS



 **Residual Solvents Analysis**


**CATEGORY 1 RESIDUAL SOLVENTS TEST RESULTS - 04/17/2021**  **PASS**

**CATEGORY 1 AND 2 RESIDUAL SOLVENTS**

Residual Solvent analysis utilizing gas chromatography-mass spectrometry (GC-MS).

**Method:** QSP 1204 - Analysis of Residual Solvents by GC-MS

COMPOUND	LOD/LOQ (µg/g)	ACTION LIMIT (µg/g)	MEASUREMENT UNCERTAINTY (µg/g)	RESULT (µg/g)	RESULT
1,2-Dichloroethane	0.05 / 0.1	1	N/A	ND	PASS
Benzene	0.03 / 0.09	1	N/A	ND	PASS
Chloroform	0.1 / 0.2	1	N/A	ND	PASS
Ethylene Oxide	0.3 / 0.8	1	N/A	ND	PASS
Methylene chloride	0.3 / 0.9	1	N/A	ND	PASS
Trichloroethylene	0.1 / 0.3	1	N/A	ND	PASS


**CATEGORY 2 RESIDUAL SOLVENTS TEST RESULTS - 04/17/2021**  **PASS**

Acetone	20 / 50	5000	N/A	ND	PASS
Acetonitrile	2 / 7	410	N/A	ND	PASS
Butane	10 / 50	5000	N/A	ND	PASS
Ethanol	20 / 50	5000	N/A	<LOQ	PASS
Ethyl acetate	20 / 60	5000	N/A	ND	PASS
Ethyl ether	20 / 50	5000	N/A	ND	PASS
Heptane	20 / 60	5000	N/A	ND	PASS
Hexane	2 / 5	290	N/A	ND	PASS
Isopropyl Alcohol	10 / 40	5000	N/A	ND	PASS
Methanol	50 / 200	3000	N/A	ND	PASS
Pentane	20 / 50	5000	N/A	ND	PASS
Propane	10 / 20	5000	N/A	ND	PASS
Toluene	7 / 21	890	N/A	ND	PASS
Total Xylenes	50 / 160	2170	N/A	ND	PASS

 **Heavy Metals Analysis**

Heavy metal analysis utilizing inductively coupled plasma-mass spectrometry (ICP-MS).

**Method:** QSP 1160 - Analysis of Heavy Metals by ICP-MS

**HEAVY METALS TEST RESULTS - 04/15/2021**  **PASS**

COMPOUND	LOD/LOQ (µg/g)	ACTION LIMIT (µg/g)	MEASUREMENT UNCERTAINTY (µg/g)	RESULT (µg/g)	RESULT
Cadmium	0.02 / 0.05	0.5	N/A	ND	PASS
Lead	0.04 / 0.1	0.5	N/A	ND	PASS
Arsenic	0.02 / 0.1	1.5	N/A	ND	PASS
Mercury	0.002 / 0.01	3	N/A	ND	PASS

