

SAMPLE NAME: Cream - Heating Formula UK 3000mg

Infused, Hemp Infused

CULTIVATOR / MANUFACTURER
Business Name:
License Number:
Address:
DISTRIBUTOR / TESTED FOR
Business Name: CBDFX

License Number:
Address: 19851 Nordhoff Pl, #105
Chatsworth CA 91311

SAMPLE DETAIL
Batch Number: 1574-CM3000UK

Sample ID: 220921M032

Date Collected: 09/21/2022

Date Received: 09/21/2022

Batch Size:
Sample Size: 3.0 units

Unit Mass: 50 grams per Unit

Serving Size:


Scan QR code to verify authenticity of results.

CANNABINOID ANALYSIS - SUMMARY
Total THC: Not Detected
Total CBD: 3058.400 mg/unit
Sum of Cannabinoids: 5987.450 mg/unit
Total Cannabinoids: 5987.450 mg/unit

Total THC/CBD is calculated using the following formulas to take into account the loss of a carboxyl group during the decarboxylation step:

$$\text{Total THC} = \Delta^9\text{-THC} + (\text{THCa} \cdot 0.877)$$





$$\text{Total CBD} = \text{CBD} + (\text{CBDa} \cdot 0.877)$$

$$\text{Sum of Cannabinoids} = \Delta^9\text{-THC} + \text{THCa} + \text{CBD} + \text{CBDa} + \text{CBG} + \text{CBGa} +$$

$$\text{THCV} + \text{THCVa} + \text{CBC} + \text{CBCa} + \text{CBDV} + \text{CBDVa} + \Delta^8\text{-THC} + \text{CBL} + \text{CBN}$$

$$\text{Total Cannabinoids} = (\Delta^9\text{-THC} + 0.877 \cdot \text{THCa}) + (\text{CBD} + 0.877 \cdot \text{CBDa}) +$$

$$(\text{CBG} + 0.877 \cdot \text{CBGa}) + (\text{THCV} + 0.877 \cdot \text{THCVa}) + (\text{CBC} + 0.877 \cdot \text{CBCa}) +$$


$$(\text{CBDV} + 0.877 \cdot \text{CBDVa}) + \Delta^8\text{-THC} + \text{CBL} + \text{CBN}$$
SAFETY ANALYSIS - SUMMARY
Pesticides:  **PASS**
Mycotoxins:  **PASS**
Residual Solvents:  **PASS**
Heavy Metals:  **PASS**
Microbiology (PCR):  **PASS**
Foreign Material:  **PASS**

For quality assurance purposes. Not a Regulatory Hemp Lab Test Report. These results relate only to the sample included on this report. This report shall not be reproduced, except in full, without written approval of the laboratory.

Sample Certification: Action Limits used in this report are a compilation of guidance from state regulatory agencies in all states except Alaska. Action limits for required tests are the lower of any conflicting state regulations.

Decision Rule: Statements of conformity (e.g. Pass/Fail) to specifications are made in this report without taking measurement uncertainty into account. Where statements of conformity are made in this report, the following decision rules are applied: PASS - Results within limits/specifications, FAIL - Results exceed limits/specifications.

References: limit of detection (LOD), limit of quantification (LOQ), not detected (ND), not tested (NT)



Approved by: Josh Wurzer, President
Date: 10/01/2022



Cannabinoid Analysis

Tested by high-performance liquid chromatography with diode-array detection (HPLC-DAD).

Method: QSP 1157 - Analysis of Cannabinoids by HPLC-DAD

TOTAL THC: **Not Detected**

Total THC (Δ^9 -THC+0.877*THCa)

TOTAL CBD: **3058.400 mg/unit**

Total CBD (CBD+0.877*CBDA)

TOTAL CANNABINOIDS: **5987.450 mg/unit**

Total Cannabinoids (Total THC) + (Total CBD) + (Total CBG) + (Total THCV) + (Total CBC) + (Total CBDV) + Δ^8 -THC + CBL + CBN

TOTAL CBG: **2913.500 mg/unit**

Total CBG (CBG+0.877*CBGa)

TOTAL THCV: **ND**

Total THCV (THCV+0.877*THCVa)

TOTAL CBC: **3.950 mg/unit**

Total CBC (CBC+0.877*CBCa)

TOTAL CBDV: **10.800 mg/unit**

Total CBDV (CBDV+0.877*CBDVa)

CANNABINOID TEST RESULTS - 09/24/2022

| COMPOUND | LOD/LOQ (mg/g) | MEASUREMENT UNCERTAINTY (mg/g) | RESULT (mg/g) | RESULT (%) |
|----------------------------|----------------|--------------------------------|---------------------|-----------------|
| CBD | 0.004 / 0.011 | ±2.2816 | 61.168 | 6.1168 |
| CBG | 0.002 / 0.006 | ±2.8261 | 58.270 | 5.8270 |
| CBDV | 0.002 / 0.012 | ±0.0088 | 0.216 | 0.0216 |
| CBC | 0.003 / 0.010 | ±0.0025 | 0.079 | 0.0079 |
| CBL | 0.003 / 0.010 | ±0.0006 | 0.016 | 0.0016 |
| Δ^9 -THC | 0.002 / 0.014 | N/A | ND | ND |
| Δ^8 -THC | 0.01 / 0.02 | N/A | ND | ND |
| THCa | 0.001 / 0.005 | N/A | ND | ND |
| THCV | 0.002 / 0.012 | N/A | ND | ND |
| THCVa | 0.002 / 0.019 | N/A | ND | ND |
| CBDA | 0.001 / 0.026 | N/A | ND | ND |
| CBDVa | 0.001 / 0.018 | N/A | ND | ND |
| CBGa | 0.002 / 0.007 | N/A | ND | ND |
| CBN | 0.001 / 0.007 | N/A | ND | ND |
| CBCa | 0.001 / 0.015 | N/A | ND | ND |
| SUM OF CANNABINOIDS | | | 119.749 mg/g | 11.9749% |

Unit Mass: 50 grams per Unit

| | |
|------------------------------|------------------|
| Δ^9 -THC per Unit | ND |
| Total THC per Unit | ND |
| CBD per Unit | 3058.400 mg/unit |
| Total CBD per Unit | 3058.400 mg/unit |
| Sum of Cannabinoids per Unit | 5987.450 mg/unit |
| Total Cannabinoids per Unit | 5987.450 mg/unit |

Pesticide Analysis

Pesticide and plant growth regulator analysis utilizing high-performance liquid chromatography-mass spectrometry (HPLC-MS) or gas chromatography-mass spectrometry (GC-MS).

*GC-MS utilized where indicated.

Method: QSP 1212 - Analysis of Pesticides and Mycotoxins by LC-MS or QSP 1213 - Analysis of Pesticides by GC-MS

Exclusions¹ see last page

Exclusions² see last page

PESTICIDE TEST RESULTS - 09/27/2022 PASS

| COMPOUND | LOD/LOQ (µg/g) | ACTION LIMIT (µg/g) | MEASUREMENT UNCERTAINTY (µg/g) | RESULT (µg/g) | RESULT |
|--------------|----------------|---------------------|--------------------------------|---------------|--------|
| Abamectin | 0.03 / 0.10 | 0.3 | N/A | ND | PASS |
| Acephate | 0.02 / 0.07 | 5 | N/A | ND | PASS |
| Acequinocyl | 0.02 / 0.07 | 4 | N/A | ND | PASS |
| Acetamiprid | 0.02 / 0.05 | 5 | N/A | ND | PASS |
| Aldicarb | 0.03 / 0.08 | ≥ LOD | N/A | ND | PASS |
| Azoxystrobin | 0.02 / 0.07 | 40 | N/A | ND | PASS |
| Bifenazate | 0.01 / 0.04 | 5 | N/A | ND | PASS |
| Bifenthrin | 0.02 / 0.05 | 0.5 | N/A | ND | PASS |
| Boscalid | 0.03 / 0.09 | 10 | N/A | ND | PASS |
| Captan | 0.19 / 0.57 | 5 | N/A | ND | PASS |
| Carbaryl | 0.02 / 0.06 | 0.5 | N/A | ND | PASS |

Continued on next page



Pesticide Analysis *Continued*

PESTICIDE TEST RESULTS - 09/27/2022 *continued* ✔ **PASS**

| COMPOUND | LOD/LOQ (µg/g) | ACTION LIMIT (µg/g) | MEASUREMENT UNCERTAINTY (µg/g) | RESULT (µg/g) | RESULT |
|--------------------------|----------------|---------------------|--------------------------------|---------------|--------|
| Carbofuran | 0.02 / 0.05 | ≥ LOD | N/A | ND | PASS |
| Chlorantraniliprole | 0.04 / 0.12 | 40 | N/A | ND | PASS |
| Chlordane* | 0.03 / 0.08 | ≥ LOD | N/A | ND | PASS |
| Chlorfenapyr* | 0.03 / 0.10 | ≥ LOD | N/A | ND | PASS |
| Chlorpyrifos | 0.02 / 0.06 | ≥ LOD | N/A | ND | PASS |
| Clofentezine | 0.03 / 0.09 | 0.5 | N/A | ND | PASS |
| Coumaphos | 0.02 / 0.07 | ≥ LOD | N/A | ND | PASS |
| Cyfluthrin | 0.12 / 0.38 | 1 | N/A | ND | PASS |
| Cypermethrin | 0.11 / 0.32 | 1 | N/A | ND | PASS |
| Daminozide | 0.02 / 0.07 | ≥ LOD | N/A | ND | PASS |
| Diazinon | 0.02 / 0.05 | 0.2 | N/A | ND | PASS |
| Dichlorvos (DDVP) | 0.03 / 0.09 | ≥ LOD | N/A | ND | PASS |
| Dimethoate | 0.03 / 0.08 | ≥ LOD | N/A | ND | PASS |
| Dimethomorph | 0.03 / 0.09 | 20 | N/A | ND | PASS |
| Ethoprophos | 0.03 / 0.10 | ≥ LOD | N/A | ND | PASS |
| Etofenprox | 0.02 / 0.06 | ≥ LOD | N/A | ND | PASS |
| Etoxazole | 0.02 / 0.06 | 1.5 | N/A | ND | PASS |
| Fenhexamid | 0.03 / 0.09 | 10 | N/A | ND | PASS |
| Fenoxycarb | 0.03 / 0.08 | ≥ LOD | N/A | ND | PASS |
| Fenpyroximate | 0.02 / 0.06 | 2 | N/A | ND | PASS |
| Fipronil | 0.03 / 0.08 | ≥ LOD | N/A | ND | PASS |
| Flonicamid | 0.03 / 0.10 | 2 | N/A | ND | PASS |
| Fludioxonil | 0.03 / 0.10 | 30 | N/A | ND | PASS |
| Hexythiazox | 0.02 / 0.07 | 2 | N/A | ND | PASS |
| Imazalil | 0.02 / 0.06 | ≥ LOD | N/A | ND | PASS |
| Imidacloprid | 0.04 / 0.11 | 3 | N/A | ND | PASS |
| Kresoxim-methyl | 0.02 / 0.07 | 1 | N/A | ND | PASS |
| Malathion | 0.03 / 0.09 | 5 | N/A | ND | PASS |
| Metalaxyl | 0.02 / 0.07 | 15 | N/A | ND | PASS |
| Methiocarb | 0.02 / 0.07 | ≥ LOD | N/A | ND | PASS |
| Methomyl | 0.03 / 0.10 | 0.1 | N/A | ND | PASS |
| Mevinphos | 0.03 / 0.09 | ≥ LOD | N/A | ND | PASS |
| Myclobutanil | 0.03 / 0.09 | 9 | N/A | ND | PASS |
| Naled | 0.02 / 0.07 | 0.5 | N/A | ND | PASS |
| Oxamyl | 0.04 / 0.11 | 0.2 | N/A | ND | PASS |
| Paclobutrazol | 0.02 / 0.05 | ≥ LOD | N/A | ND | PASS |
| Parathion-methyl | 0.03 / 0.10 | ≥ LOD | N/A | ND | PASS |
| Pentachloronitrobenzene* | 0.03 / 0.09 | 0.2 | N/A | ND | PASS |
| Permethrin | 0.04 / 0.12 | 20 | N/A | ND | PASS |
| Phosmet | 0.03 / 0.10 | 0.2 | N/A | ND | PASS |
| Piperonyl Butoxide | 0.02 / 0.07 | 8 | N/A | ND | PASS |

Continued on next page



Pesticide Analysis *Continued*

PESTICIDE TEST RESULTS - 09/27/2022 *continued* ✔ PASS

| COMPOUND | LOD/LOQ (µg/g) | ACTION LIMIT (µg/g) | MEASUREMENT UNCERTAINTY (µg/g) | RESULT (µg/g) | RESULT |
|-----------------|----------------|---------------------|--------------------------------|---------------|--------|
| Prallethrin | 0.03 / 0.08 | 0.4 | N/A | ND | PASS |
| Propiconazole | 0.02 / 0.07 | 20 | N/A | ND | PASS |
| Propoxur | 0.03 / 0.09 | ≥ LOD | N/A | ND | PASS |
| Pyrethrins | 0.04 / 0.12 | 1 | N/A | ND | PASS |
| Pyridaben | 0.02 / 0.07 | 3 | N/A | ND | PASS |
| Spinetoram | 0.02 / 0.07 | 3 | N/A | ND | PASS |
| Spinosad | 0.02 / 0.07 | 3 | N/A | ND | PASS |
| Spiromesifen | 0.02 / 0.05 | 12 | N/A | ND | PASS |
| Spirotetramat | 0.02 / 0.06 | 13 | N/A | ND | PASS |
| Spiroxamine | 0.03 / 0.08 | ≥ LOD | N/A | ND | PASS |
| Tebuconazole | 0.02 / 0.07 | 2 | N/A | ND | PASS |
| Thiacloprid | 0.03 / 0.10 | ≥ LOD | N/A | ND | PASS |
| Thiamethoxam | 0.03 / 0.10 | 4.5 | N/A | ND | PASS |
| Trifloxystrobin | 0.03 / 0.08 | 30 | N/A | ND | PASS |



Mycotoxin Analysis

MYCOTOXIN TEST RESULTS - 09/27/2022 ✔ PASS

Mycotoxin analysis utilizing high-performance liquid chromatography-mass spectrometry (HPLC-MS).

Method: QSP 1212 - Analysis of Pesticides and Mycotoxins by LC-MS

Exclusions³ see last page

| COMPOUND | LOD/LOQ (µg/kg) | ACTION LIMIT (µg/kg) | MEASUREMENT UNCERTAINTY (µg/kg) | RESULT (µg/kg) | RESULT |
|-----------------|-----------------|----------------------|---------------------------------|----------------|--------|
| Aflatoxin B1 | 2.0 / 6.0 | | N/A | ND | |
| Aflatoxin B2 | 1.8 / 5.6 | | N/A | ND | |
| Aflatoxin G1 | 1.0 / 3.1 | | N/A | ND | |
| Aflatoxin G2 | 1.2 / 3.5 | | N/A | ND | |
| Total Aflatoxin | | 20 | | ND | PASS |
| Ochratoxin A | 6.3 / 19.2 | 20 | N/A | ND | PASS |



Residual Solvents Analysis

RESIDUAL SOLVENTS TEST RESULTS - 09/30/2022 ✔ PASS

Residual Solvent analysis utilizing gas chromatography-mass spectrometry (GC-MS).

Method: QSP 1204 - Analysis of Residual Solvents by GC-MS

Exclusions⁴ see last page

| COMPOUND | LOD/LOQ (µg/g) | ACTION LIMIT (µg/g) | MEASUREMENT UNCERTAINTY (µg/g) | RESULT (µg/g) | RESULT |
|---------------|----------------|---------------------|--------------------------------|---------------|--------|
| Propane | 10 / 20 | 5000 | N/A | ND | PASS |
| n-Butane | 10 / 50 | 5000 | N/A | ND | PASS |
| n-Pentane | 20 / 50 | 5000 | N/A | ND | PASS |
| n-Hexane | 2 / 5 | 290 | N/A | ND | PASS |
| n-Heptane | 20 / 60 | 5000 | N/A | ND | PASS |
| Benzene | 0.03 / 0.09 | 1 | N/A | ND | PASS |
| Toluene | 7 / 21 | 890 | N/A | ND | PASS |
| Total Xylenes | 50 / 160 | 2170 | N/A | ND | PASS |
| Methanol | 50 / 200 | 3000 | N/A | ND | PASS |
| Ethanol | 20 / 50 | 5000 | ±12.3 | 427 | PASS |

Continued on next page



Residual Solvents Analysis *Continued*

RESIDUAL SOLVENTS TEST RESULTS - 09/30/2022 *continued* ✔ PASS

| COMPOUND | LOD/LOQ (µg/g) | ACTION LIMIT (µg/g) | MEASUREMENT UNCERTAINTY (µg/g) | RESULT (µg/g) | RESULT |
|--------------------------------------|----------------|---------------------|--------------------------------|---------------|--------|
| 2-Propanol (Isopropyl Alcohol) | 10 / 40 | | ±214.9 | 7930 | |
| Acetone | 20 / 50 | 5000 | N/A | ND | PASS |
| Ethyl Ether | 20 / 50 | 5000 | N/A | ND | PASS |
| Ethylene Oxide | 0.3 / 0.8 | 1 | N/A | ND | PASS |
| Ethyl Acetate | 20 / 60 | 5000 | N/A | ND | PASS |
| Chloroform | 0.1 / 0.2 | 1 | N/A | ND | PASS |
| Dichloromethane (Methylene Chloride) | 0.3 / 0.9 | 1 | N/A | ND | PASS |
| Trichloroethylene | 0.1 / 0.3 | 1 | N/A | ND | PASS |
| 1,2-Dichloroethane | 0.05 / 0.1 | 1 | N/A | ND | PASS |
| Acetonitrile | 2 / 7 | 410 | N/A | ND | PASS |

Heavy Metals Analysis

Heavy metal analysis utilizing inductively coupled plasma-mass spectrometry (ICP-MS).

Method: QSP 1160 - Analysis of Heavy Metals by ICP-MS

HEAVY METALS TEST RESULTS - 09/30/2022 ✔ PASS

| COMPOUND | LOD/LOQ (µg/g) | ACTION LIMIT (µg/g) | MEASUREMENT UNCERTAINTY (µg/g) | RESULT (µg/g) | RESULT |
|----------|----------------|---------------------|--------------------------------|---------------|--------|
| Arsenic | 0.02 / 0.1 | 0.42 | N/A | ND | PASS |
| Cadmium | 0.02 / 0.05 | 0.27 | N/A | ND | PASS |
| Lead | 0.04 / 0.1 | 0.5 | N/A | ND | PASS |
| Mercury | 0.002 / 0.01 | 0.4 | N/A | ND | PASS |

Microbiology Analysis PCR

Analysis conducted by polymerase chain reaction (PCR) and fluorescence detection of microbiological contaminants.

Method: QSP 1221 - Analysis of Microbiological Contaminants

MICROBIOLOGY TEST RESULTS (PCR) - 09/28/2022 ✔ PASS

| COMPOUND | ACTION LIMIT | RESULT | RESULT |
|---|--------------------|--------|--------|
| Shiga toxin-producing <i>Escherichia coli</i> | Not Detected in 1g | ND | PASS |
| <i>Salmonella</i> spp. | Not Detected in 1g | ND | PASS |

Foreign Material Analysis

Visual analysis includes, but is not limited to, sand, soil, cinders, dirt, mold, hair, insect fragments, and mammalian excreta.

Method: QSP 1226 - Analysis of Foreign Material in Cannabis and Cannabis Products

FOREIGN MATERIAL TEST RESULTS - 09/27/2022 ✔ PASS

| COMPOUND | ACTION LIMIT | RESULT |
|---|-----------------|--------|
| Total Sample Area Covered by Sand, Soil, Cinders, or Dirt | >25% | PASS |
| Total Sample Area Covered by Mold | >25% | PASS |
| Total Sample Area Covered by an Imbedded Foreign Material | >25% | PASS |
| Insect Fragment Count | > 1 per 3 grams | PASS |
| Hair Count | > 1 per 3 grams | PASS |
| Mammalian Excreta Count | > 1 per 3 grams | PASS |

NOTES

COA amended, updated requested tests. This product contains less than .3% THC as our COA states THC as Non-detect.

1. Exclusions: QSP 1212 - Sample Certification: California Code of Regulation Title 4 Division 19